








Psych.E.In. MOOC 2
Aimed at trainers of psychologists, psychotherapists and psychoanalysts

Symbols synopsis

In each Learning Unit you will find some icons that will make it easier for you to understand the nature of the material you are consulting. Read the description of the icons in the table.

Icon	Description
	Knowledge: definition of theoretical assumptions
	Skills: attitudes through which to give expression to knowledge
	Skills: ability to decline in emergency contexts
	Tip/materials of deepening
	Good practice
	Bibliography
	Test di Self-assessment

Index of in-depth learning unit materials

Learning Unit 2 EMPATHY: psychologist's keystone in early intervention

In this Learning Unit you will find the following tips (in-depth materials) and good practices.

Tip/good practice	Title	Chapter
Tip 1	6 Typology of victims in crisis situations	Chapter 2
Tip 2.2	The Balint Group Rules	Chapter 2
Tip 3.2	GOALS Functions of a Balint Group	Chapter 2
Tip 4.2	Balint Group Benefits for Physicians	Chapter 2
Tip 1.3	Supportive Behaviour Strategies	Chapter 3
Tip 2.3	Training Supportive Supervisor Strategies	Chapter 3
Tip 3.3	Criteria for minimally adequate clinical supervision across disciplines.	Chapter 3

Good Practice 1	Teaching empathy - introduction	Good Practices
Good Practice 2	Teaching sensory-motor empathy	Good Practices
Good Practice 3	Teaching cognitive empathy	Good Practices
Good Practice 4	Teaching emotional empathy	Good Practices
Good Practice 5	Teaching empathy evolution	Good Practices